

MATERIAL HANDLING SOLUTIONS





**INDEVA®
LEAN SYSTEM**



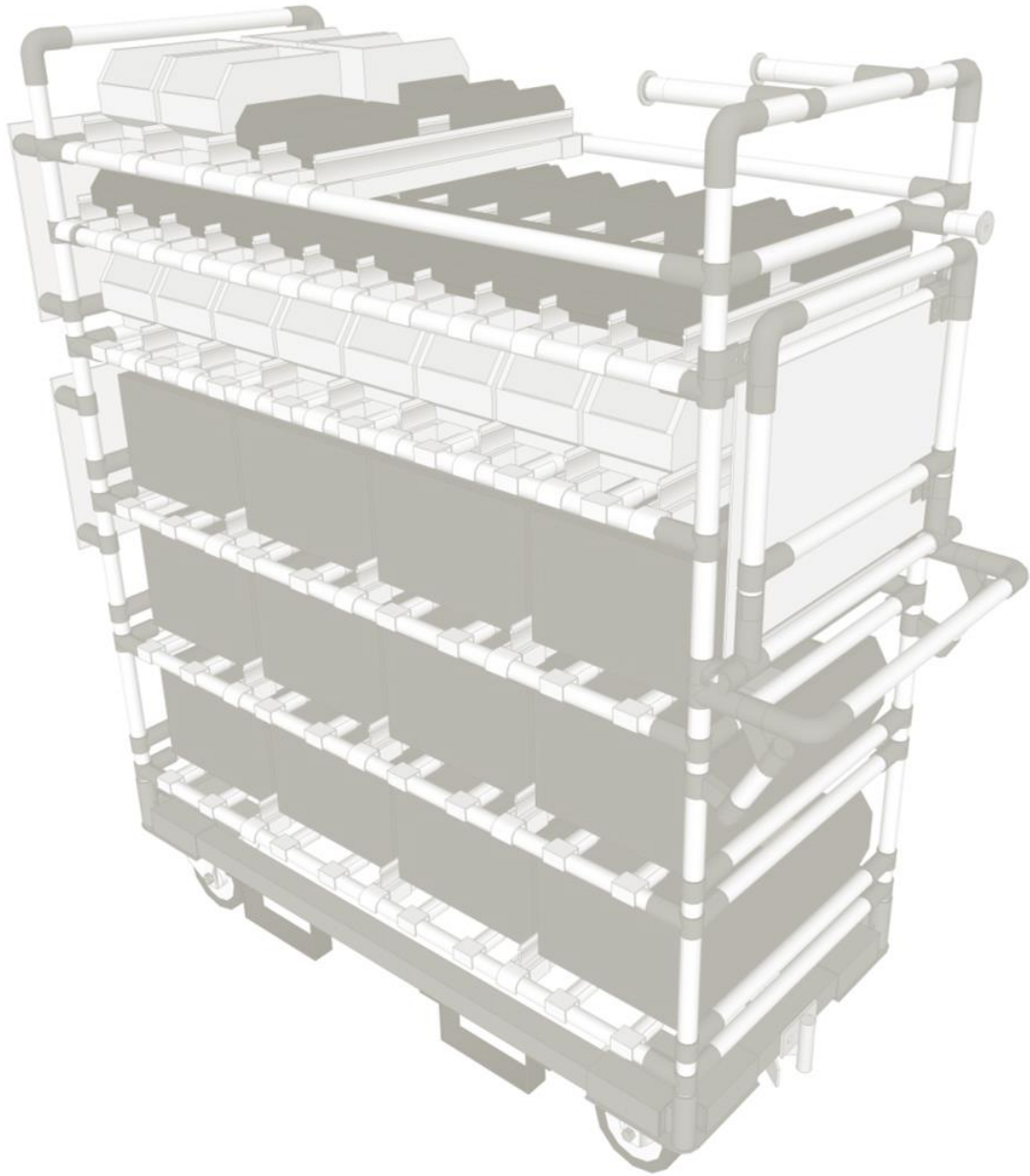
**INDEVA®
MANIPULATORS**



**INDEVA®
AGV**

Summary

About us	4
Tubes	9
Metal joints	13
Roller tracks	20
Roller track guides	24
Roller track support accessories	25
Plastic accessories	27
Screws and bolts	29
Feet and accessories	31
Wheels	34
Monorail	36
Plates	38
Tools	39
Automated Guides Vehicles	40
Manipulators	46
Other intralogistic accessories	51
Contact us	55





About us

Our team nearly 10 years of experience behind them, advise and support technically the Lean Manufacturing committed companies.

Our profiles

- Production of lean pipe systems
- Industrial manipulators
- Automated guided vehicle
- Lean consulting
- Planning




Lean
TECHNOLOGY

System component and their use

Lean Technology product range is built around three basic principles:

- The **FORCE** required for the industrial environment
- The **MULTIFUNCTIONALITY** that ensures compatibility
- The **DURABILITY**, which provides surface treatment of pipes and joints.



Technical specifications

The INDEVA Lean System® tube is a steel tube with a plastic coated outer surface. The steel tube is treated internally and externally with non-corrosive treatment.

The plastic coating could be in different colours, standard colours deliverable from stock. Colours according to customer specifications can be manufactured only in quantity. A special transparent coloured plastic finishing is also available.

The external surface of the tube is specially treated to ensure an enhanced grip of the plastic coating on the steel tube.




Dimensions and specifications

Steel tube: external diameter 27mm, thickness: 1mm or 2mm

Finished tube: external diameter 28,6mm (+0-0,2)


Standard length: 4000mm

Temperature range: 0°C - +40°C



Tubes

Steel – plastic coated















TP 20 W ESD	TP	20	BK	ESD
	TP: Plastic coated tubes	10: thickness 1,0mm 20: thickness 2,0mm	W: White BK: Black GY: Grey RAL 9022 LG: Grey RAL 7035 BL: Blue YE: Yellow IV: Ivory RD: Red <i>Special colours on request</i>	ESD: ESD certified 

Aluminium - anodized

TA 15 BK	TA	15	BK
	TA: Aluminium tube	15: thickness 1,5mm 25: thickness 2,5mm	BK: Black SI: Silver

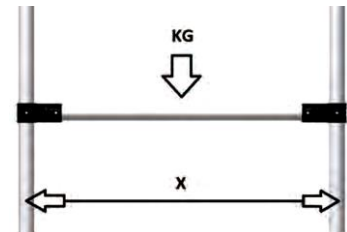
Stainless steel - KO33

TKO 12	TKO	12
	TKO: KO33	12: thickness 1,2mm

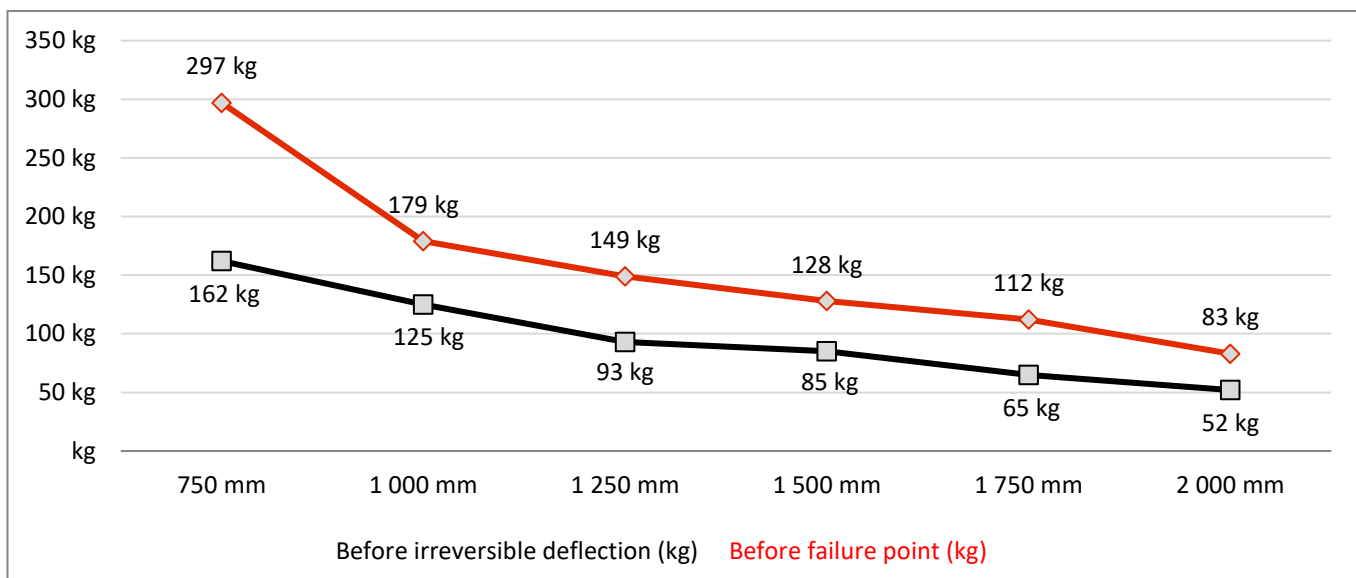
Classification			Coated tubes		Aluminium tubes		Length
Item	Colour		28,6 x 1mm	28,6 x 2mm	28,6 x 1,5mm	28,6 x 2,5mm	
			620 gr/m	1239 gr/m	340 gr/m	540 gr/m	
Coated tubes	White		✓	✓			4m
	Grey		✓	✓			
	Light grey		✓	✓			
	Blue		✓	✓			
	Ivory		✓	✓			
	Yellow		✓	✓			
	Red		✓	✓			
	Black		✓	✓			
	Black anodized				✓	✓	
	Grey anodized				✓	✓	
	RAL colour on request		✓	✓			
ESD 	Black		✓	✓			
Antistatic	Light grey		✓	✓			

Bending strength of tube

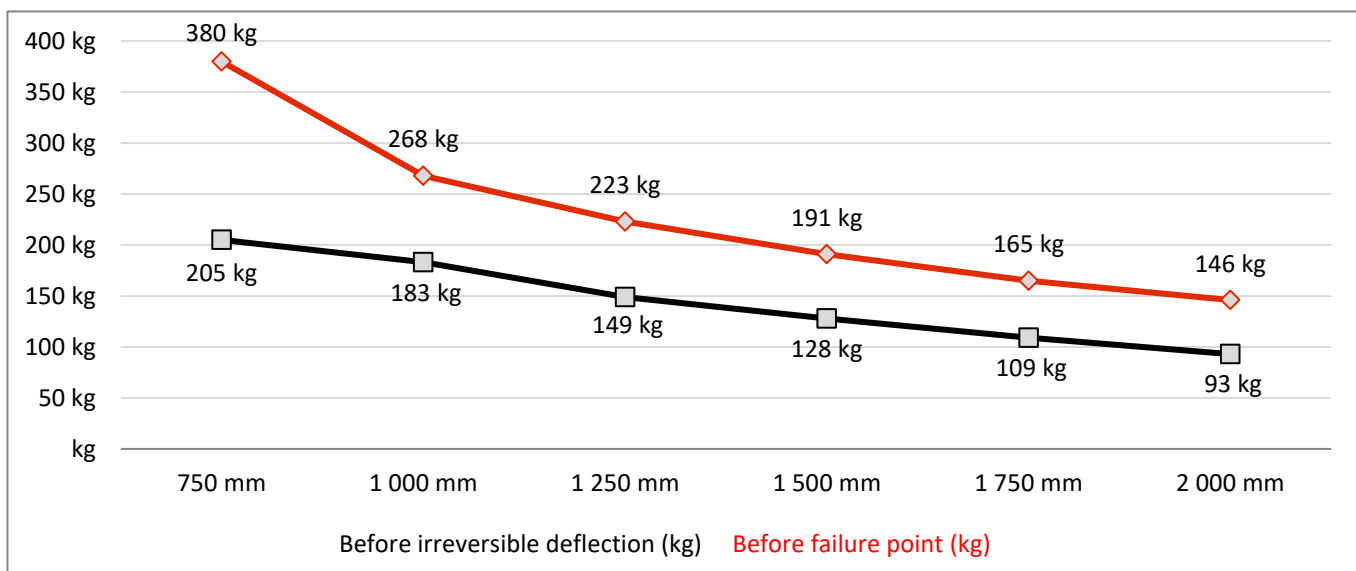
Load capacity tests have been run on an H shaped structure



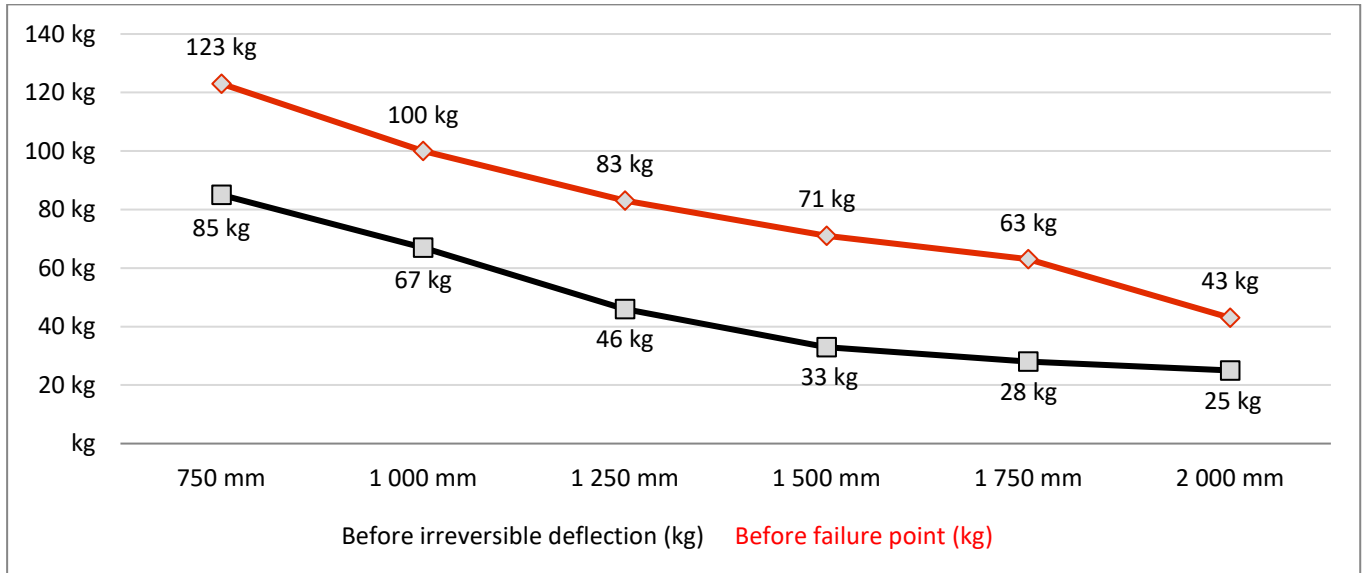
Max concentrated load capacity of a tube with 2mm wall thickness



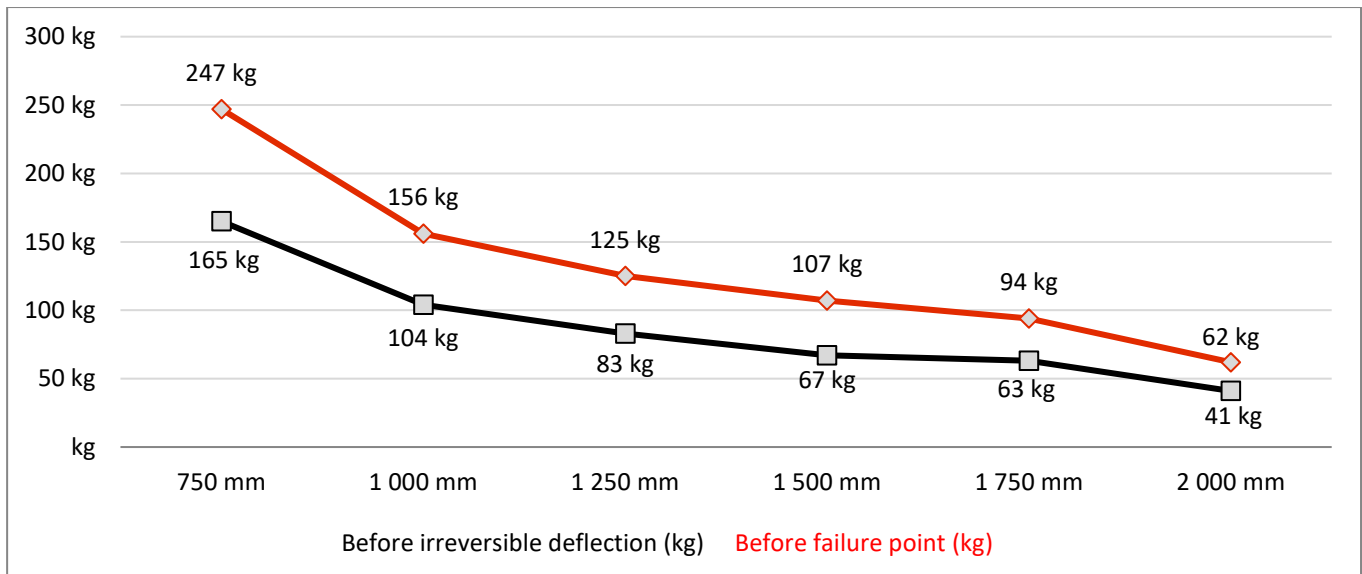
Max distributed load capacity of a tube with 2mm wall thickness



Max distributed load capacity of a tube with 1mm wall thickness



Max distributed load capacity of a tube with 1mm wall thickness



Metal joints

Technical specifications

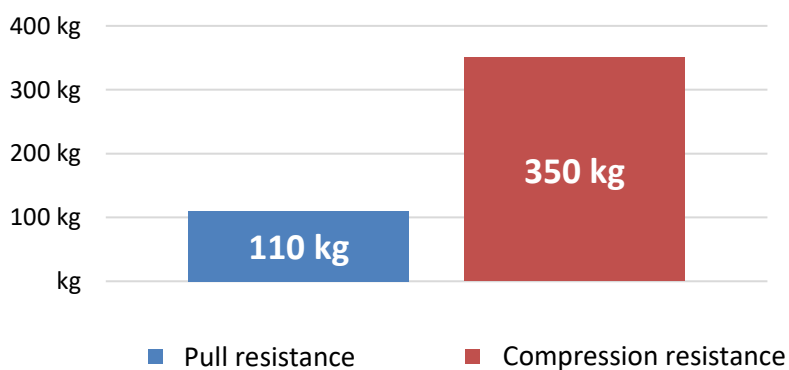
INDEVA Lean System® metal joints are made of steel 2.5 mm thickness. Non-corrosive coating (standard black colour) is applied. To ensure maximum holding strength, the joints are shaped with a special gripping profile.

A hole facilitates the possible application of holding screws.




⚠ Joints holding strength

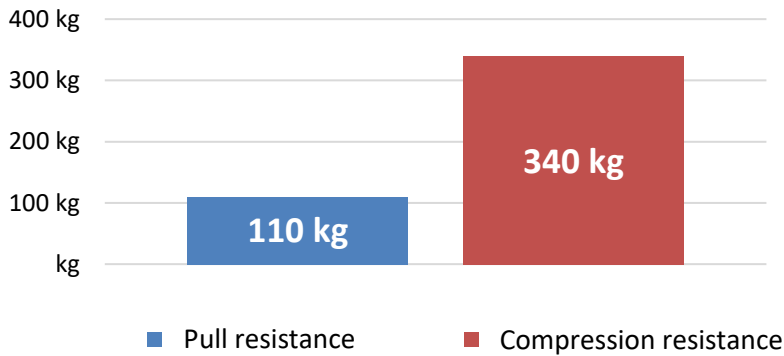
Tests have been run using a special traction/compression testing machine in our factory. Joints are routinely tested to ensure constant quality and results.



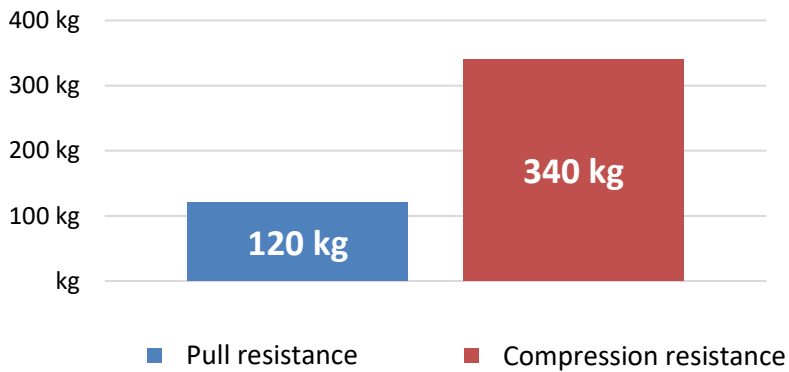

JBT




Metal joints



JB180



JB90 + JB270



Assuming a safety factor equal to 2, use of INDEVA Lean System® Joints is recommended with a maximum load of 150 kg (compression). The use of joints with a load applied as traction is improper and not recommended.

Reusability of metal joints

Experimental conditions

A compression force has been applied until when the joints slide along the tube. The same couple of joints have been reused on a new tube and with new screw and bolt. Again a force has been applied until sliding. The test has been conducted for different typology of joints.


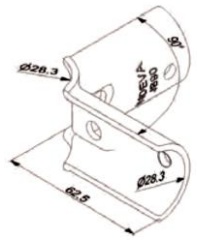


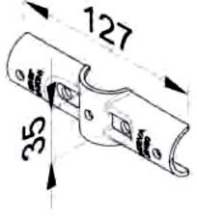





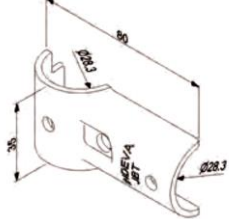


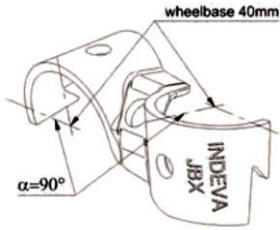

Result

Until 10 times no significant changes of the holding strength has been registered. After 10 trials the test has been stopped. It can be said that INDEVA Lean System® joints can be reutilized at least 10 times without changes in the holding strength.



Standard joints

All metal joints are available in black colour (JBxxx) and ESD (JWxxx)


JB90	Inner joint 90°	50 pcs.
		
JB180	Flat joint 180°	50 pcs.
		
JB270	Outer joint 270°	50 pcs.
		
JBT	90° T joint	50 pcs.
		
JBX	Cross over joint	50 pcs.
		

Metal joints

Standard joints

All metal joints are available in black colour (JBxxx) and ESD (JWxxx)



JBA1	Swivel head T joint	50 pcs.
		
JBA3	Swivel tail joint	50 pcs.
		
JBH	Multifunctional joint	50 pcs.
		
JB1	Dual pipe joint	50 pcs.
		
JBA2	Swivel head double joint (with JBA1)	50 pcs.
		

Standard joints

All metal joints are available in black colour (JBxxx) and ESD (JWxxx)




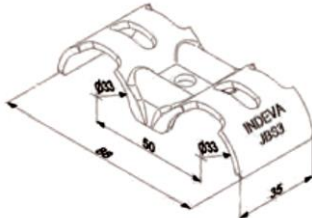


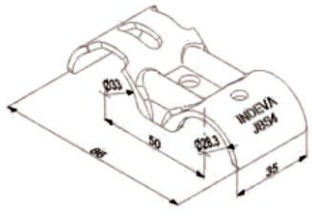


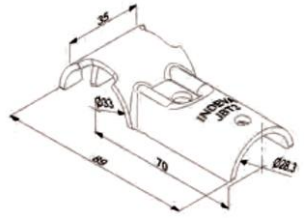


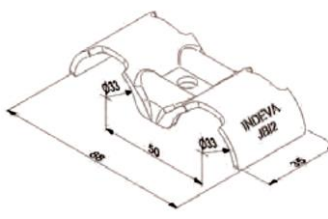


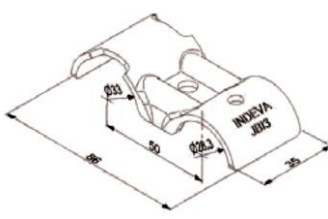

JB45	45° joint	50 pcs.
		
JB30	30° joint	50 pcs.
		
JB60	60° joint	50 pcs.
		
JB90R	90° joint round shaped	50 pcs.
		
JB51	T shaped sliding joint	50 pcs.
		

Metal joints

Standard joints

All metal joints are available in black colour (JBxxx) and ESD (JWxxx)



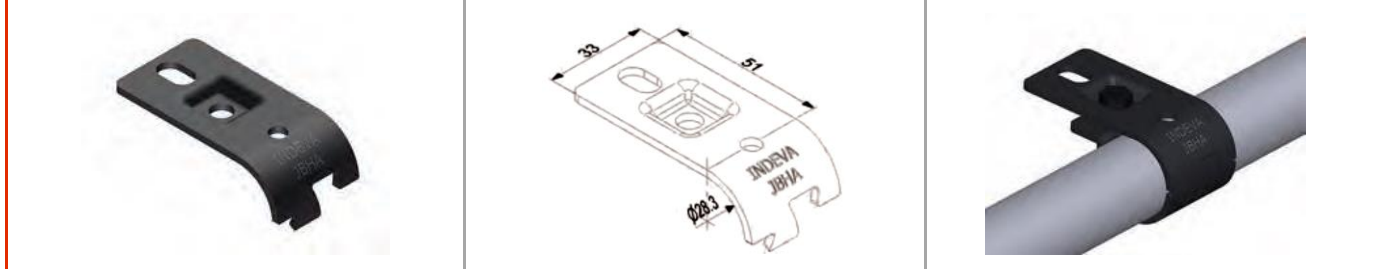
JBS3	Parallel joint, 2 slide	50 pcs.
		
JBS4	Parallel joint, 1 slide	50 pcs.
		
JBT2	33mm T shaped joint	50 pcs.
		
JB12	33mm parallel	50 pcs.
		
JB13	28mm/33mm parallel joint	50 pcs.
		

Standard joints

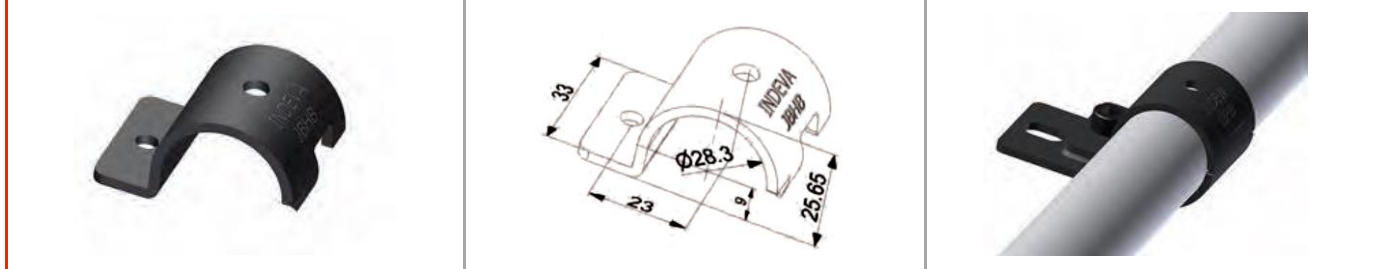
All metal joints are available in black colour (JBxxx) and ESD (JWxxx)




JBHA	Multifunctional joint Part "A"	50 pcs.
-------------	---------------------------------------	----------------



JBHB	Multifunctional joint Part "A"	50 pcs.
-------------	---------------------------------------	----------------



JBM	Plate holder joint	JB-Flex	Quick joint (pipe-pipe)
------------	---------------------------	----------------	--------------------------------



Roller Tracks

Technical specifications

The INDEVA conveyor track is used for the assembly of flow racks and gravity conveyors for the handling of boxes and packages in a reliable and maintenance-free way. The INDEVA conveyor track is made of a plated steel profile with rollers mounted by means of steel axles riveted at both ends for higher resistance.



Dimensions and specifications

Plated steel profile: thickness 1,25mm, height 26,5mm, width 35mm

Total height: 35mm

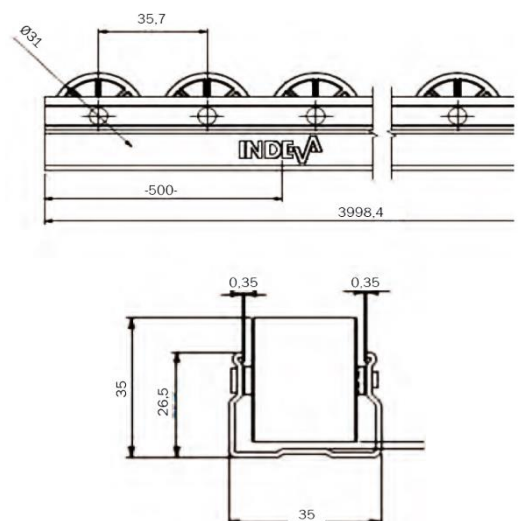
Roller: diameter 31mm, high load capacity max. 150kg

Centre of Rollers distance: 35,7mm

Steel axle: diameter 3,75mm

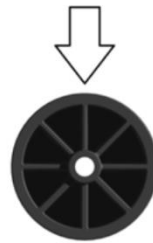
Standard length: 4000mm

Use within the temperature range: °C - +40°C

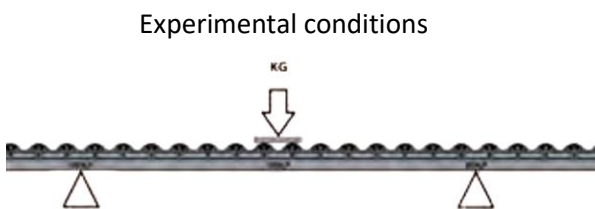


Roller load capacity

The test has been run applying a load on the roller until permanent deformation of the roller itself. Permanent deformation has been experienced at 150 kg. The sliding smoothness has no changes up until a load of 30 kg.



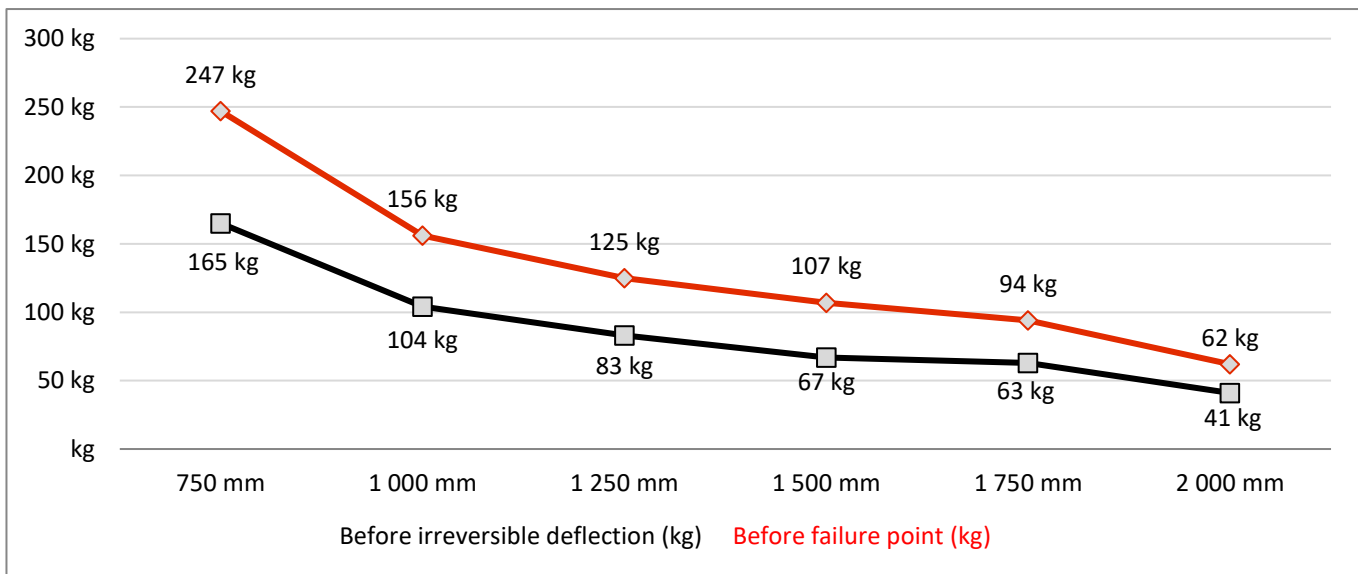
Bending strength of roller track



A force has been centrally applied on two rollers of a track resting on two supports positioned at different distance. The value of the load that would permanently deform the track and that would break the track has been measured.

Results are in following table.

Max load capacity on two rollers centrally applied



Sliding smoothness test

Test has been run measuring the minimum angle at which a box (weight 1 kg) with rigid bottom (dimensions 40x40mm) starts sliding on a roller track. From the horizontal position the roller track has been progressively inclined up until when the box starts moving.



Result

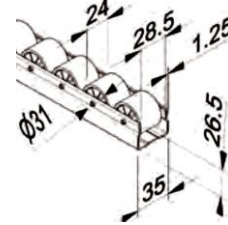
The box starts moving: $\alpha=1,5^\circ$
 High speed reached: $\alpha=2,5^\circ$

Roller tracks and guides

R400

Roller track – heavy duty

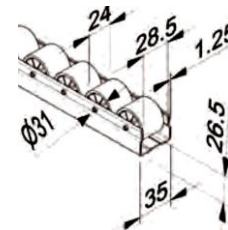
L = 4m



R400-ESD

Roller track – heavy duty ESD

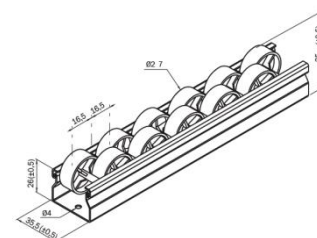
L = 4m



R400D

Roller track – double

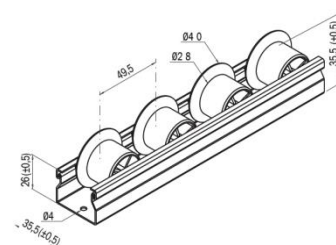
L = 4m



RS400

Roller track with sided rollers

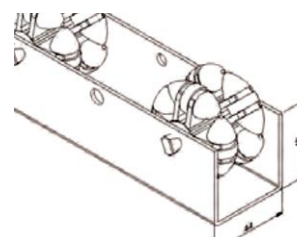
L = 4m



RD50

Roller track multi – (roller diameter 50mm)

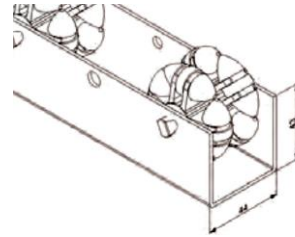
L = 1m



RD60

Roller track multi – (roller diameter 60mm)

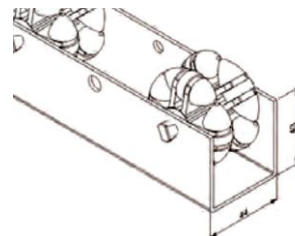
L = 1m



RD80

Roller track multi – (roller diameter 80mm)

L = 1m



RW400

Roller track - wide

L=4m



RBK

Roller track brake



RF

Roller



RBTU



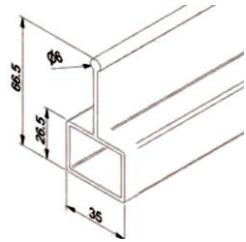
Roller bearing



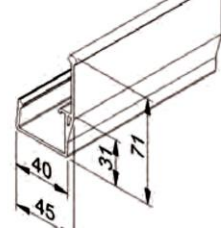


Roller track and guides



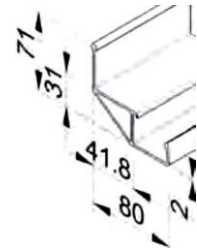
Standard guides

Standard colour – White and Light Grey. ESD - Black. RAL colour on request. Available in Aluminium!

RGC40W	Central guide – white (400)	L = 4m
		

RGL1040W	Lateral side guide – white (400x10x40) Shoulder 10mm	L = 4m
		

Available in Aluminium! – RGL1040AL

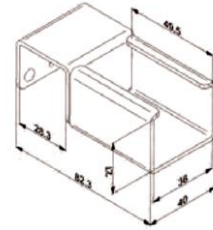
RGL4040W	Lateral side guide – white (400x40x40) Shoulder 40mm	L = 4m
		

Available in Aluminium! – RGL4040AL

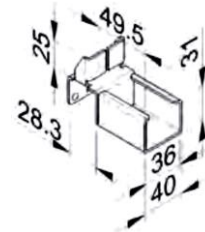



Roller track support accessories

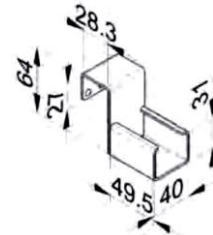
JR Roller track bracket 50 pcs.



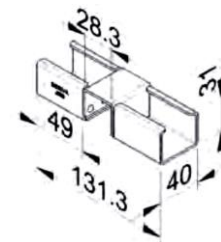
JRS Roller track bracket with straight stop 50 pcs.



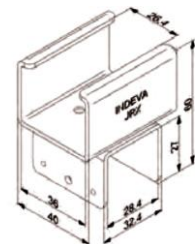
JRL Roller track bracket with drop stop 50 pcs.



JRD Roller track union bracket 50 pcs.

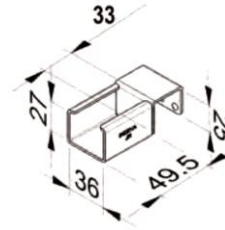


JRX Cross over roller track bracket 50 pcs.

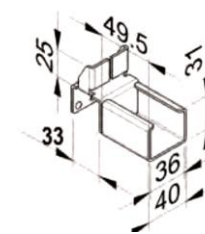


Roller track support accessories

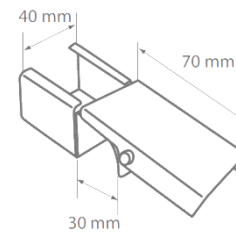
JR33 Roller track bracket 33mm 50 pcs.



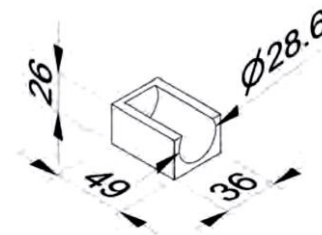

JRS33 Roller track bracket with stop 33mm 50 pcs.





JRK Roller track bracket with anti roll back 50 pcs.



JRA Adapter for tube support (to be used with JR-JRS-JRL-JRD-JRX) 50 pcs.



JR+JRA Example **JRS+JRA** Example



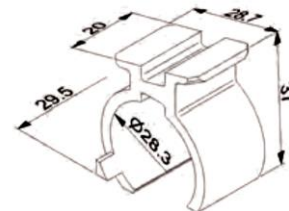
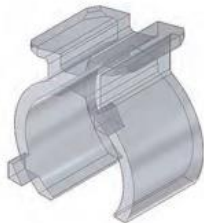
CP

Inner cap



LB2H

Label holder support (for LB2S)



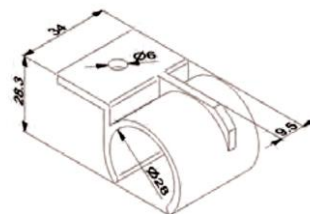
SLB

Sleeve for JBS joints



PLH


Plastic ring for plates



CV

Plastic taper edge

50 pcs.



Plastic accessories

LB3

Label holder 30mm wide



LB5

Label holder 50mm wide



LB2S40

Label holder (for LB2H)



PI-10

Paper holder clips



P100GY

Foam tube protection

L=2m



P100RBK

Rubber tube protection

L=2m



C-Tube

Plastic tube protection - clear



I-T

Drink holder



SC1 Bolt and nut (M6x28)



Application:



SC2 Bolt (M4x6) for JR-JRL-JRS-JR33-JRS33 joints



Application:



SC3 Bolt and nut (M8x40) for WB joint and plate casters



Application:



SC4 Bolt and nut with pre-applied thread lock function



Application:



SC5 Bolt and nut (M8x45) for WB joint or WP plate



Application:



Screws and bolts

SC7

Bolt and nut (M8x25) for PTR-PTL-BQ joints



Application:



SC8

Bolt and nut (M6x12) for PRT-PTL joints



Application:



SC9

Bolt and nut (M10x70) for VR500



Application:



SC10

Bolt and nut (M6x25) for plates

50 pcs.



Application:



SC11

Bolt and nut (M6x30) for plates

50 pcs.

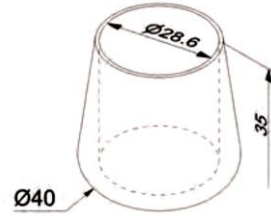


Application:



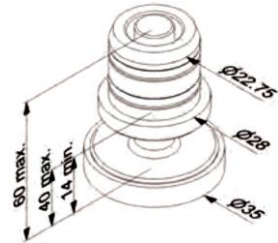
FT1

Rubber foot



FT2

Levelling foot – threaded plastic expander



PAMI

Steel expander for feet



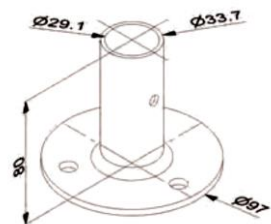
PAMF

Levelling foot - steel



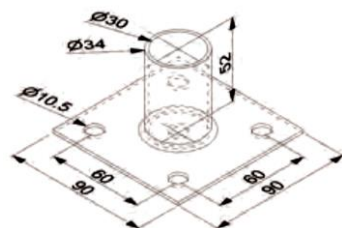
FT3

Stanchion mount foot - reinforced



FT4

Stanchion mount foot - light



Feet and accessories

ACT	Pipe holder bracket for aluminium frames				
PTL/PTR	Corner mount – left (PTL) right (PTR)		PTU	Corner mount - universal	
PTM	Castor plate - centre		PTUL	Corner mount – light, universal	
WP	Castor plate		ROPL	Turntable	
WB	Castor mount bracket				

Feet and accessories

PB400

40x40 profile – steel, galvanized



PBP

Corner plate for square base



PBPIT

Intermediate plate - reinforced



PBPI

Intermediate plate



PH1

Shooter - side



PH2

Shooter



VR500

Tow bar



VK500

Tow hitch



VR1000

Tow bar



VK1000


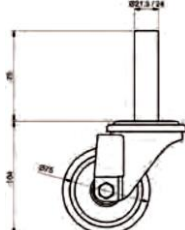


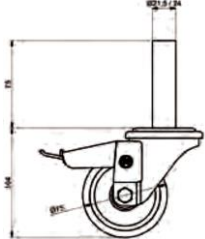


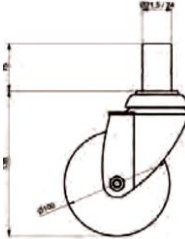


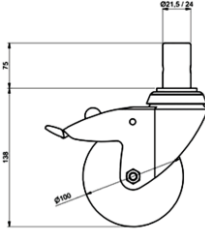



Tow hitch



Wheels

Standard wheels

Special wheels on request. Wheels available in ESD.

T75	Insert swivel caster – 75mm 75kg
	 
T75B	Insert swivel caster with brake – 75mm 75kg
	 
T100	Insert swivel caster – 100mm 125kg
	 
T100	Insert swivel caster with brake – 100mm 125kg
	 
PP125	Castor, swivel – 100mm 160kg
	

Standard wheels

Special wheels on request. Wheels available in ESD.

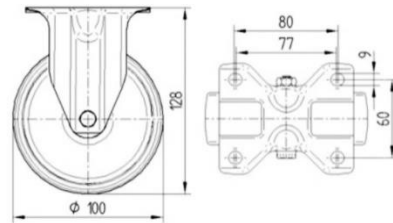
PPF125

Castor, swivel, with brake – 100mm 160kg



P125

Castor, fix – 100mm 160kg



P125YF

Castor, fix, heavy load – 125mm 220kg



P125SYF

Castor, swivel, heavy load – 125mm 220kg




P125SBYF

Castor, swivel, with brake, heavy load – 125mm 220kg



Monorail



MR300

Monorail



MRTR

Monorail trolley



MRH

Monorail hanger



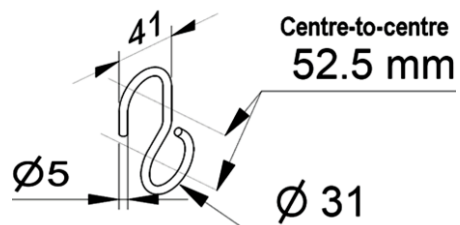
MRE1

Monorail stop



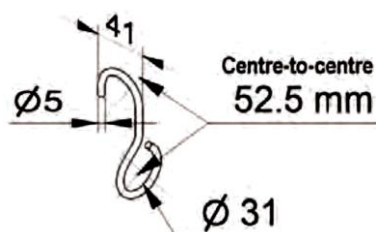
HK1

Hanger



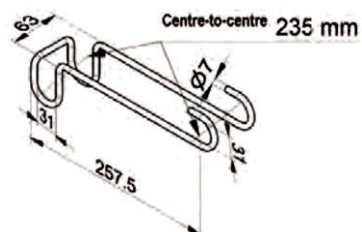
HK2

Hanger 90°



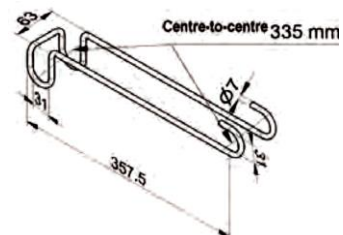
SL200

Hook for boxes L = 200mm



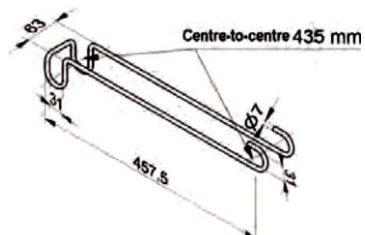
SL300

Hook for boxes L = 300mm




SL400

Hook for boxes L = 400mm



Plates


Regenerat plate



Furniture



Polypropylen plate



Polycarbonat plate



Polyethylen plate



Stainless steel plate



ESD rubber sheet



DEB01

Internal/external mill



SAW01

Band saw



LAT01

Hexagon screwdriver 3



LAT02

Hexagon screwdriver 5





Automated Guided Vehicle

Very definite logistic flow with fixed route. Operation 24/7 with no human intervention required. Elimination of the risks associated with use of forklift trucks. No damage caused by AGVs to goods, machinery or permanent structures.

Advanced programming interface

Quick and easy programming by means of a touch panel or PC interfaces. Possibility to introduce interfaces with external input/output signals.

Flexibility

No conventional materials-handling infrastructures required. The number of AGVs can be increased as business grows. Updates are possible without shutting down the entire system. Work flow shared efficiently and dynamically between AGVs in use. Routes are easy to reconfigure if needed, new AGVs easily added. Compatibility with any type of automation. Traffic management system guaranteed to avoid collisions.

Efficient, reliable and flexible transport

Just-in-time delivery. No destination errors. More precise inventory management. Elimination of material stocked on the production floor.

Optimum quality to price ratio

Low running and maintenance costs.



Automated Guided Vehicle (AGV)

STANDARD models

INDEVA® Tugger AGV and INDEVA® Tunnel AGV

INDEVA® AGV standard models

TUGGER AGV 750kg – 1500kg
TUNNEL AGV 750kg.

Main features:

The AGVs follow a magnetic tape which is quickly and easily laid along the required route. Each standard AGV can be configured for different functions and can be upgraded from a range of optional accessories.

An INDEVA AGV is programmed for automatic start by means of either a preset timing or reception of a signal from customer's line.

Comes complete with standard interfaces. Customer can use these to perform special functions or to control external devices.



INDEVA TUGGER AGV 750kg – 1500kg

INDEVA TUGGER AGV is typically a standard product used to tow a train of trolleys. We can supply trolleys designed according to the materials to be moved.



STANDARD models

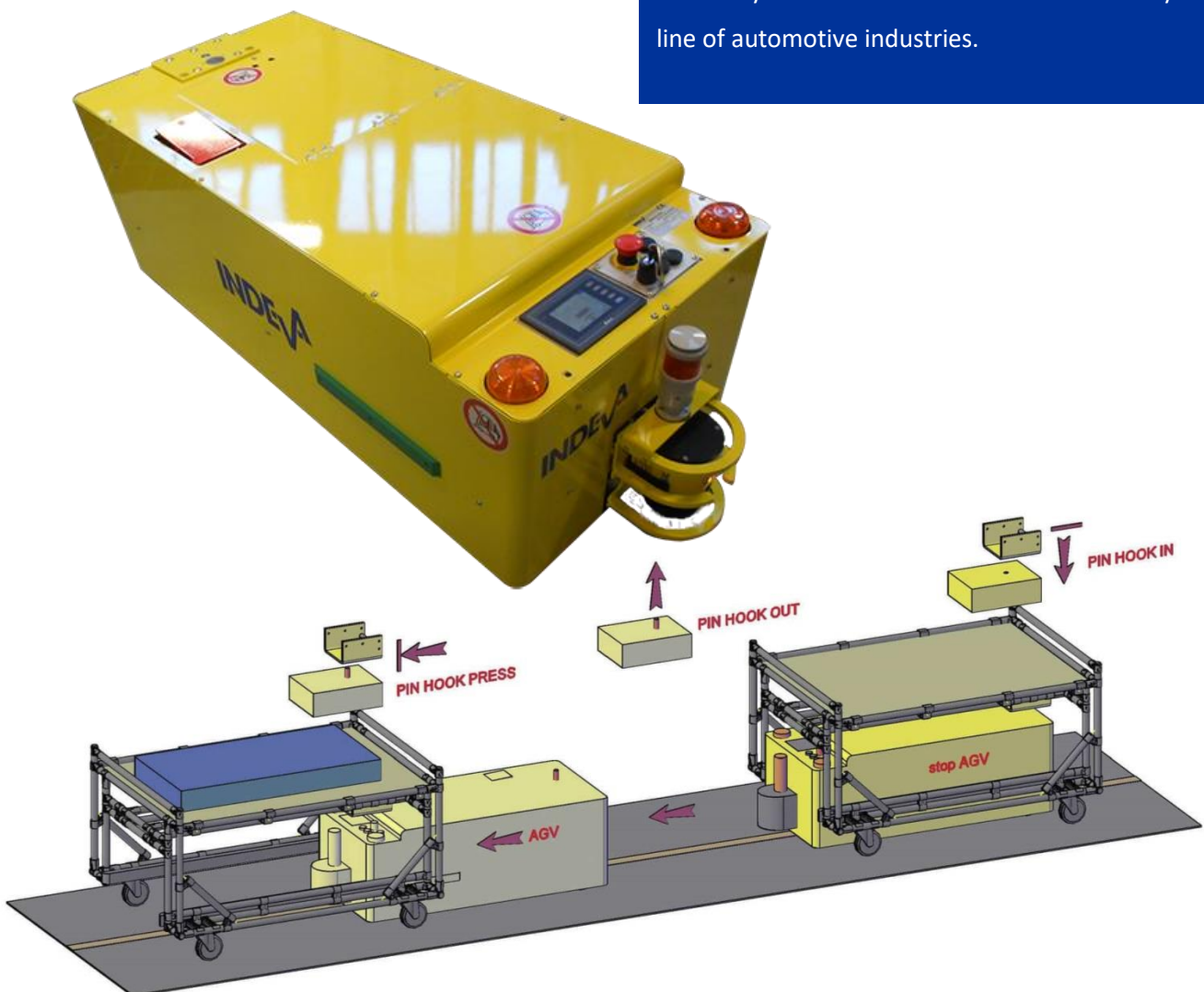
INDEVA® Tugger AGV and INDEVA® Tunnel AGV



INDEVA TUNNEL AGV

INDEVA TUNNEL AGV is used to move trolleys through the workshop and warehouse. This AGV positions itself beneath a trolley or cart that, using a fully automated pin hook system, is then guided to the destination. At the destination, the AGV moves forward, automatically releasing the full trolley and hooking the empty trolley for return to the warehouse. Towing capacity up to 750 kg.

This AGV model is largely used to transport accessory kits from warehouse to the assembly line of automotive industries.



Automated Guided Vehicle (AGV)

CUSTOM solutions

A custom built INDEVA AGV is designed specifically to meet special site and operational requirements regarding structure, layout, size and program. Custom AGVs can be constructed to your exact specifications using either modular pipes and joints from our INDEVA Lean System range of components or a steel base structure.

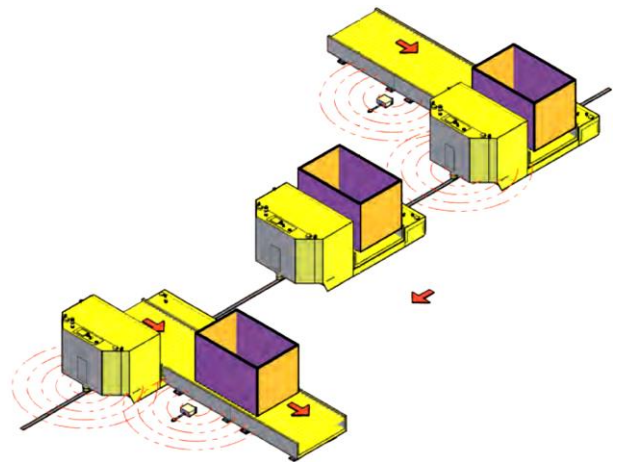



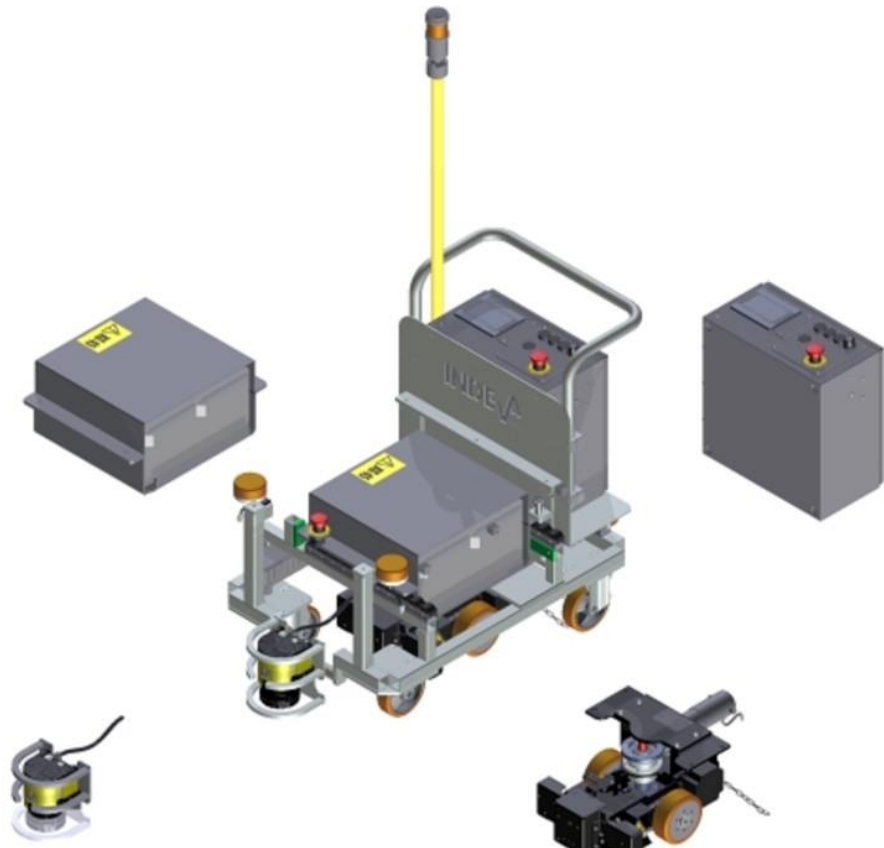
These AGVs are equipped with custom made power driven conveyors, matched by similar conveyors at the load and offload positions. On arrival at correct location, the AGV establishes contact with the conveyor using WI-FI. This sets both powered conveyors rotating at the same speeds so providing a smooth, controlled transfer of product. Potential applications are the transfer of heavy loads and fragile materials.

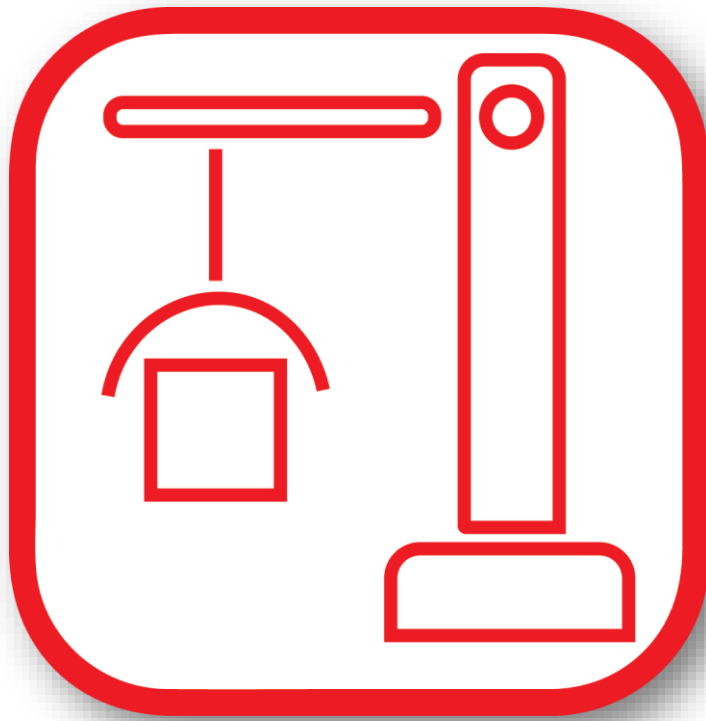
Samples of custom solutions

The INDEVA AGV shown below is complete with power driven rollers for uploading large containers from the conveyor line that carries material between the warehouse and assembly line. It can carry loads up to 1500 kg.

An INDEVA custom gravity AGV is used to transport boxes and small containers in both directions between the warehouse and assembly line. The loading/unloading of the boxes from/to the AGV is carried out with a completely automatic and simple mechanism using gravity to slide boxes from the AGV to the rack and vice-versa. The dimensions of the roller tracks are designed according to the size and the number of boxes to be carried







The industrial manipulators Liftronic® Series better referred to as INDEVA®s (Intelligent Devices for handling) belong to the class of manipulators worldwide known as “Intelligent assist devices (IADs)”. Compared to the traditional pneumatic manipulators offer significant advantages related to Ergonomics, Safety and Productivity.

LIFTRONIC® – INTELLIGENS AND SENSITIVE

The LIFTRONIC® series zero gravity balancers named Intelligent Devices for Handling or simply INDEVA are an evolution of the traditional manipulators. Equipped with advanced microprocessor based logic instead of the traditional pneumatic logic, the INDEVA are not affected the typical technological limitations of pneumatic manipulators and can achieve a far better performance. The LIFTRONIC® series INDEVA are more compact and lighter compared to traditional manipulators and allow operators to handle greater speed and precision. Thanks to their advanced control system the INDEVA instantaneously adjust to changes in load mass and operator intent with no manual adjustment required. By simply grasping the in-line handle or the load itself (flat mode) and gently applying force in the desired direction, the operator can handle loads as if they weighed only a few grams.



PN – PRACTICAL AND STRONG

The PN series manipulators are completely pneumatic balancers to lift, move, turn and position loads up to 250kg as if they were almost weightless. Reliable, robust and versatile, they are suitable for handling offset loads. All the PN series balancers can be designed according to the ATEX regulations.



EASY MAINTENANCE

Optimised modular structure with easy access to all components.

Z AXIS CONTROL

It is possible to limit the stroke on the Z axis to suit the specific restrictions of each application.

QUICK DIAGNOSTIC

Comprehensive auto - diagnostic software with clearly displayed error messages.

FORCE SENSING HANDLE

It allows fingertip control providing immediate response to the operator's intention for up-down movements.

STATE-OF-THE-ART SAFETY DEVICES

Electronic control allows for additional safety functions that cannot be incorporated in pneumatic manipulators.

WIRELESS CONNECTIVITY AND REMOTE TROUBLE SHOOTING

Industry 4.0 ready.

ANTI-TANGLE- SWIVEL JOINT

Air and electrical connections are via a swivel on top of the tool head. This prevents the lift rope, power cable and air pipe becoming tangled if the process has continuous rotation in the same direction.

FINE SPEED CONTROL

An INDEVA® moves at the pace best suited to the operator and application. This allows natural movement at all times, especially where precise placement is required. It is also possible to limit the lift and lower speed via the control panel.

CAPACITY OVERLOAD

The maximum permitted lift can be preset to prevent system overload.

FLOAT MODE

This control mode allows the operator to manipulate the load without direct contact with the controls.

LOAD PLACEMENT PRECISION

The system allows very slow and controlled movements, so that a load can be precisely placed with no impact, so reducing the risk of damage.

Liftronic® Easy

Intelligent Device for Handling

Liftronic® Easy is an INDEVA® - Intelligent Device for Handling. Suitable for rapid and repetitive work cycles with **simple gripping tools**.

Main features


- Auto-weight sense and auto-balancing
- Can be integrated with App-Indeva and INDEVA® Gateway
- Unparalleled safety
- Ergonomic design
- Simple gripping devices
- Compact and light
- Fast, responsive and precise
- Low carbon footprint

INDEVA® Gripping tools



TECHNICAL DATA

Max. gross capacity: from 80 to 320kg
(weight of lifting tool included)
Power supply: 110/230 V-AC - 50/60 Hz
Power consumption: max 700 VA
Enclosure protection: 54 IP
Vertical stroke: up to 2.80m

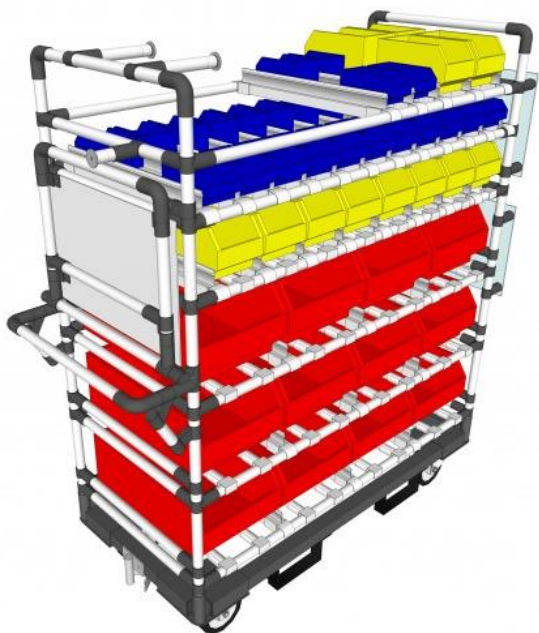




WORK IN PROCESS CARTS

INDEVA Lean System® is the ideal solution for the design and assembly of in-house material handling carts. A work in process cart built with an INDEVA Lean System® modular structure offer following advantages compared to fixed structure carts.

- Safe support for delicate, high value parts
- Effortless material handling alongside production lines
- Very easy to manoeuvre
- Quick to adapt for different parts and processes
- Easy to build for temporary demand
- Reusable components




WELDED STRUCTURES, CHASSIS, FRAMES

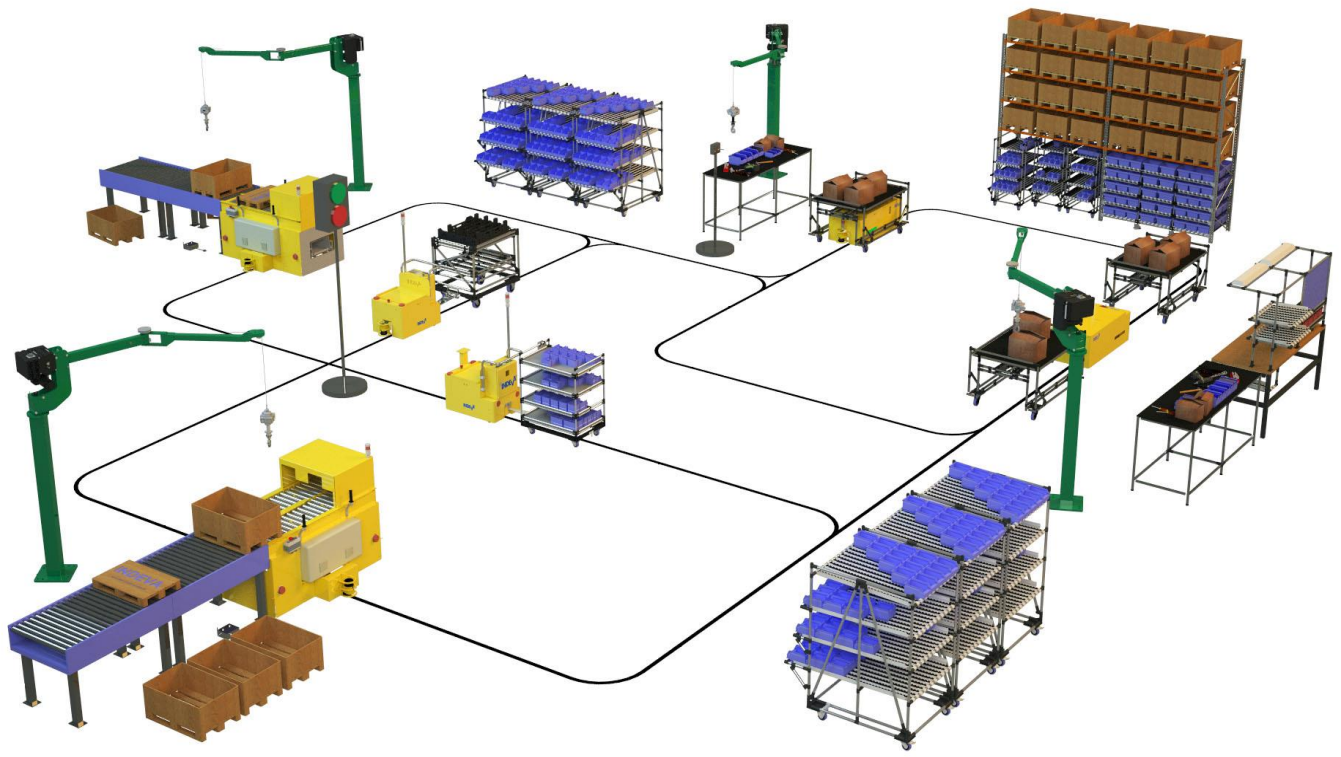
- E/H/C/Z frames
- 2/4 wheel steering



BOXES, INSETRS

- Conductive or
- Non Conductive





Lean

TECHNOLOGY

Contact Us

Mr. KUTI, Csaba

Sales manager
+36 30 283 2055
csaba.kuti@leantechnology.hu

Mr. WANDRASCHEK, Bence

Regional Manager (West-Hungary)
+36 30 580 3506
bence.wandraschek@leantechnology.hu

Mr. DODLEK, Marjan

Regional Manager (Serbia)
+381 60 0850 084
marjan.dodlek@leantechnology.hu

Mr. VARGA, Mate

Design Engineer
+36 30 244 2343
mate.varga@leantechnology.hu

Mr. VARGA, Marton

Product manager - Manipulators
+36 30 230 3190
marton.varga@leantechnology.hu

Mr. BOROS, Viktor

Sales Engineer
+36 30 989 0871
viktor.boros@leantechnology.hu



Offices

West-Hungary

H – 9200 Mosonmagyaróvár
Petőfi Sándor utca 45/a

Czech Republic

Lean Technology CZ s.r.o.
Jestřebická 14
181 00 Praha 8
tel: +420 233 55 06 29
fax: +420 233 55 23 77

East-Hungary

H – 2142 Nagytarcsa
Szilas utca 4. (Business Park)

Poland

Lean Technology Poland Sp. z o.o. Sp. k.
ul. Ludwisarska 9 lok. 60
04-210 Warszawa
tel: +48 795 392 449
e-mail: info@lean-technology.pl
web: www.lean-technology.pl

LEAN Technology Hungária Kft.

9200 Mosonmagyaróvár, Petőfi Sándor utca 45/a
Tel. +36 30 230 3190 | E-mail: info@leantechnology.hu
www.leantechnology.hu



MATERIAL HANDLING SOLUTIONS

